

# Amendment 73 Factual Summary for Florence Re-2 School District



## What is Amendment 73?

Amendment 73 (A73) is the result of the [citizen's ballot initiative #93](#), known as *Great Schools, Thriving Communities* (GSTC). A73 is a statewide school funding initiative that will increase income taxes for 8% of tax filers and for C Corporations, while decreasing property taxes for business property owners, farmers and ranchers. It will:

- **stabilize and increase funding** statewide for preschool through twelfth grade (P-12) public education
- create the **Quality Public Education Fund** that can only be used for public education, is exempt from the TABOR revenue limit, must be used to supplement General Fund appropriations for P-12 public education, and is adjusted each year for inflation up to 5 percent

## How would it impact funding for Florence Re-2 School District?

Based on the most recent CDE estimates for 2018-2019, Florence Re-2 School District would receive **\$2.4 million in additional ongoing revenue** if the initiative were implemented for the 2018-2019 school year.

2018-2019 Per Pupil Budget Stabilization Factor for Florence Re-2 (the reduction in state funding to the local district in order to achieve budget savings)	2018-2019 Additional Per Pupil Funding for Florence Re-2 with A73
<b>-\$739</b>	<b>\$1,666</b>

*The A73 estimate is based on current student count and demographics that are subject to change. Funding estimates will be revised when updated data is released.*

## How is funding stabilized and raised?

A73 is a property tax decrease for nonresidential property owners and it stabilizes the local share of school funding by permanently setting property tax assessment rates. A73 will prevent future reductions to the residential assessment rate (RAR) as currently required by the Gallagher Amendment. It permanently sets the RAR at 7% (currently 7.2%), and decreases and permanently sets the assessment rate at 24% (currently at 29%) for business property owners, farmers and ranchers — **for property taxes levied by school districts**.

A73 is an income tax increase for 8% of Colorado tax filers with taxable income (*income after exemptions and deductions*) over \$150,000. In addition, A73 increases the state corporate income tax rate by 1.37% for "C" Corporations (*does not include LLCs, sole proprietorships and S corporations*). A73 raises \$1.6 billion in revenue that is deposited in the Quality Public Education Fund.

## How will the revenue be spent?

The initiative allows school districts to make local decisions about the best use of new funds that reflect local community priorities and needs — examples of how funding could be used include programs supporting mental health, safety and security, career and technical education, school maintenance and repair needs, reducing class size, etc.

## How are property taxes for other local governments impacted?

A73 cuts property tax assessment rates *only* for property taxes levied by school districts. Property taxes levied by other local governments are unaffected by A73.

## Will the drop in property tax rates hurt school funding?











































No. Setting the residential assessment rate at 7.0% and the nonresidential assessment rate at 24% for mills levied by school districts, the measure decreases local property tax revenue to fund P-12 public schools in FY2019-2020. However, under the School Finance Act, each district's local share is calculated first, and state aid makes up the difference between the local portion and the total funding need identified through the formula.

## What percentage of tax filers will be impacted in Fremont county and by how much?

The income tax change will impact tax filers with taxable income over \$150,000. Income of \$180,000 is estimated to equate to \$150,000 in taxable income (income after deductions and exemptions). According to the US Census Bureau data, Fremont county tax filers fit this profile:

- **Average income: \$54,172**
- **Percent of taxpayers with income between \$150,000 and \$200,000: 2%**
- **Percent of taxpayers with income over \$200,000: 2%**

The following scenarios provide examples of local Florence Re-2 tax filers with various income levels, home values and business properties:

<p><b>Based on average income in Fremont county</b></p> <p><b>Tax Filer</b></p> <table> <tr> <td><b>Income</b></td> <td>\$54,172</td> </tr> <tr> <td><b>Taxable Income</b></td> <td>\$37,968</td> </tr> <tr> <td><b>Home Value</b></td> <td>\$155,000</td> </tr> </table> <p><b>Tax Changes Under Amendment 73*</b></p> <table> <tr> <td></td> <td>\$0</td> <td>additional income tax</td> </tr> <tr> <td></td> <td>\$5 – \$9</td> <td>property tax savings</td> </tr> <tr> <td></td> <td>↓ \$5 – ↓ \$9</td> <td>net change</td> </tr> </table>	<b>Income</b>	\$54,172	<b>Taxable Income</b>	\$37,968	<b>Home Value</b>	\$155,000		\$0	additional income tax		\$5 – \$9	property tax savings		↓ \$5 – ↓ \$9	net change	<p><b>98% of Fremont tax filers have income below \$200,000</b></p> <p><b>Tax Filer</b></p> <table> <tr> <td><b>Income</b></td> <td>\$200,000</td> </tr> <tr> <td><b>Taxable Income</b></td> <td>\$166,306</td> </tr> <tr> <td><b>Home Value</b></td> <td>\$250,000</td> </tr> </table> <p><b>Tax Changes Under Amendment 73*</b></p> <table> <tr> <td></td> <td>\$60</td> <td>additional income tax</td> </tr> <tr> <td></td> <td>\$8 – \$14</td> <td>property tax savings</td> </tr> <tr> <td></td> <td>↑ \$46 – ↑ \$53</td> <td>net change</td> </tr> </table>	<b>Income</b>	\$200,000	<b>Taxable Income</b>	\$166,306	<b>Home Value</b>	\$250,000		\$60	additional income tax		\$8 – \$14	property tax savings		↑ \$46 – ↑ \$53	net change										
<b>Income</b>	\$54,172																																								
<b>Taxable Income</b>	\$37,968																																								
<b>Home Value</b>	\$155,000																																								
	\$0	additional income tax																																							
	\$5 – \$9	property tax savings																																							
	↓ \$5 – ↓ \$9	net change																																							
<b>Income</b>	\$200,000																																								
<b>Taxable Income</b>	\$166,306																																								
<b>Home Value</b>	\$250,000																																								
	\$60	additional income tax																																							
	\$8 – \$14	property tax savings																																							
	↑ \$46 – ↑ \$53	net change																																							
<p><b>Business scenario (not a C Corporation)</b></p> <p><b>Tax Filer</b></p> <table> <tr> <td><b>Income</b></td> <td>\$300,000</td> </tr> <tr> <td><b>Taxable Income</b></td> <td>\$235,484</td> </tr> <tr> <td><b>Home Value</b></td> <td>\$500,000</td> </tr> <tr> <td><b>Business Value</b></td> <td>\$500,000</td> </tr> </table> <p><b>Tax Changes Under Amendment 73*</b></p> <table> <tr> <td></td> <td>\$671</td> <td>additional income tax</td> </tr> <tr> <td></td> <td>\$15 – \$29</td> <td>property tax savings</td> </tr> <tr> <td></td> <td>\$380 – \$723</td> <td>property tax savings</td> </tr> <tr> <td></td> <td>↓ \$80 – ↑ \$276</td> <td>net change</td> </tr> </table>	<b>Income</b>	\$300,000	<b>Taxable Income</b>	\$235,484	<b>Home Value</b>	\$500,000	<b>Business Value</b>	\$500,000		\$671	additional income tax		\$15 – \$29	property tax savings		\$380 – \$723	property tax savings		↓ \$80 – ↑ \$276	net change	<p><b>Farmer / Rancher scenario</b></p> <p><b>Tax Filer</b></p> <table> <tr> <td><b>Income</b></td> <td>\$150,000</td> </tr> <tr> <td><b>Taxable Income</b></td> <td>\$124,729</td> </tr> <tr> <td><b>Home Value</b></td> <td>\$155,000</td> </tr> <tr> <td><b>Business Value</b></td> <td>\$300,000</td> </tr> </table> <p><b>Tax Changes Under Amendment 73*</b></p> <table> <tr> <td></td> <td>\$0</td> <td>additional income tax</td> </tr> <tr> <td></td> <td>\$5 – \$9</td> <td>property tax savings</td> </tr> <tr> <td></td> <td>\$228 – \$434</td> <td>property tax savings</td> </tr> <tr> <td></td> <td>↓ \$233 – ↓ \$443</td> <td>net change</td> </tr> </table>	<b>Income</b>	\$150,000	<b>Taxable Income</b>	\$124,729	<b>Home Value</b>	\$155,000	<b>Business Value</b>	\$300,000		\$0	additional income tax		\$5 – \$9	property tax savings		\$228 – \$434	property tax savings		↓ \$233 – ↓ \$443	net change
<b>Income</b>	\$300,000																																								
<b>Taxable Income</b>	\$235,484																																								
<b>Home Value</b>	\$500,000																																								
<b>Business Value</b>	\$500,000																																								
	\$671	additional income tax																																							
	\$15 – \$29	property tax savings																																							
	\$380 – \$723	property tax savings																																							
	↓ \$80 – ↑ \$276	net change																																							
<b>Income</b>	\$150,000																																								
<b>Taxable Income</b>	\$124,729																																								
<b>Home Value</b>	\$155,000																																								
<b>Business Value</b>	\$300,000																																								
	\$0	additional income tax																																							
	\$5 – \$9	property tax savings																																							
	\$228 – \$434	property tax savings																																							
	↓ \$233 – ↓ \$443	net change																																							

\*Ranges are used above as property tax savings in relation to the current tax rates vary depending on the language used in school districts' local mill and bond elections. Visit [www.cosfp.org/impactcalculator](http://www.cosfp.org/impactcalculator) to utilize the A73 Impact Calculator to input your own scenario.

### Arguments For

- The state needs a sustainable source of revenue to adequately and equitably fund public education.
- The measure provides property tax relief for business property owners, farmers, and ranchers who have paid an increasingly higher proportion of property taxes compared to residential property owners.
- One of government's most important functions is to provide children with a high-quality education.
- Stabilizing the local share of required school formula funding and creating a dedicated source of state revenue for education provide additional flexibility for the state to use more of its general operating budget on other core programs, such as transportation, public safety, and health care.

### Arguments Against

- The measure imposes a tax increase without any guarantee of increased academic achievement.
- Increasing the state income tax rate could negatively impact the state's economy. Businesses will have less money to invest in their workers and individuals will have less money to spend, save, and invest.
- The measure complicates an already complicated property tax system. By creating one assessed value for school districts and another assessed value for all other local taxing entities, the measure will lead to confusion among taxpayers and further complicate tax administration for state and local governments.
- The measure does not allow the state legislature to adjust the income tax thresholds to account for inflation.

Resource documents for additional information: [Fiscal Impact Statement for Initiative #93](#) (Colorado Legislative Council Staff); [School Finance in Colorado](#) (Colorado Legislative Council Staff)